




## QUICK START GUIDE

### SIZE



### SPECIFICATION




Material: ABS+TPE  
Weights: 2.2 lb  
Special Features: 10 Water rotation modes  
3 Suction modes

Power Source: USB charging  
Run time: 60 Minutes  
Recharging: 150 Minutes




### FUNCTION




#### Water rotation:

- Hold the  button (1.5 seconds) to turn on a function (LED lights up) and enter its first mode;
  - Press the  button repeatedly to cycle through 10 available modes;
  - Hold the  button (1.5 seconds) to turn off the function (LED lights off);
- \* Water can be filled into and rotated within the cavity

#### Suction:

- Hold the  button (1.5 seconds) to turn on a function (LED lights up) and enter its first mode;
- Press the  button repeatedly to cycle through 3 available modes;
- Hold the  button (1.5 seconds) to turn off the function (LED lights off);

#### Air release:

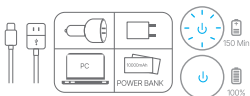
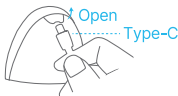
- Hold the  button to release air pressure (LED lights up);
- Upon releasing the  button to cease the release (LED lights off);

#### Mood light:

- Hold the  button (1.5 seconds) to turn on/off the LED mood light;

## USB CHARGING

**\*WARNING: Please DO NOT use adaptor with ">5V" output**



- Connect the USB port to a power source and connect the other side to the TYPE-C charging port. The indicator light will flash when charging and it will turn solid when fully charged.
- Charge the masturbator completely before first use with the included USB charging cable. About 150 minutes of charging makes about 60 minutes of operating.

## CLEANING AND CARE

- Cleaning: After using, there are a lot of secretions and residual liquid left, if not cleaned in time, it will be breeding grounds for bacteria. So wash the machine with warm water and scented soap, please wash it in hot water (50 degrees). Pay attention to avoid water into the switch and charging hole when you cleaning. Wash and knead with the fingers instead of using any brushes or acidic cleaner.
- Wiping: After washing, wipe it up with lint-free cloth or towel.
- Maintenance: Remember to turn off the power after use to avoid any possible damage to products or power supply. Store it with flannelette bags or dust bags and keep it in a cool and dry place.
- Forbiddance: Any cleanser containing alcohol and gasoline is not available. Avoid water and direct sunlight.

## SAFETY

- Do not use on inflamed and injured areas.
- Discontinue use if feeling pain or discomfort.
- Adult novelty only. Use for medical purposes or for a use that has an adverse effect on any function of the body is prohibited.



Certificates

UK  
CA



MADE IN CHINA