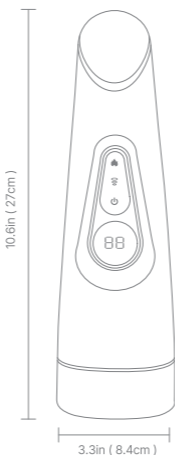




QUICK START GUIDE

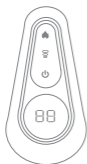
SIZE



SPECIFICATION

Material:	Silicone+ABS+TPE	Power Source:	USB charging
Weights:	1.37 lb	Run time:	60 Minutes
Special Features:	9 Vibrating Modes 9 Sucking Modes Heating Function	Recharging:	120 Minutes
		Waterproof:	IPX6

FUNCTION



Heating Function

Long press " 🔥 " for 2 seconds to turn on/off the heating function.

Sucking Modes

Short press " 🌀 " to switch 9 sucking modes.

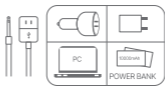
Power Button & Vibration Modes

Long press " ⏻ " for 2 seconds to turn on/off the device.

Short press " ⏻ " to switch 9 vibrating modes

USB CHARGING

***WARNING:** Please DO NOT use adaptor with ">5V" output



- Plug the USB charging cable into the charging port on the back of the product.
 - Connect the other end of the USB charging cable to a computer or charging plug.
 - When the product is charging, the indicator light will flash.
 - Once charging is complete, the indicator light will remain steadily on.
 - Please make sure that the adapter or computer USB port matches the product before connecting.
 - Please charge it fully before using it for the first time, or after a long time without using it. To maintain the quality of the battery, please fully charge it at least once every six months.
 - For optimal performance, charge the product fully before using it for the first time or after extended periods of inactivity.
 - The supplied USB charging cable is not waterproof., Please take care not to get it wet or submerge it in water.
 - To avoid electrical shock or burns and other accidents, please make sure your hands are dry before charging the product.
- Note: The AC adapter is not included. Please use a charging adapter with an output voltage of 5V/1A.

PRODUCT CLEANING

1. Remove the cover from the back of the product.
 2. Take out the bullet vibrator from the inner white TPE cup.
 3. Remove the head lid and carefully extract the TPE cup.
 4. Clean and dry the TPE cup thoroughly.
 5. Reinstall the TPE cup into the body and place the bullet vibrator back into the TPE cup.
- If lubricant or dirt adheres to the product, wipe it with a soft cloth that has been soaked and wrung out. Clean with mild soap or a neutral detergent.
 - The product body is not waterproof—do not rinse it under water. Avoid using hot water or boiling the product.
 - Do not clean with solvents such as banana oil, benzene, alcohol, or any other chemicals that may cause deformation or discoloration.
 - To prolong the service life of the TPE cup, it is recommended to apply talcum powder.
 - Never immerse the product in water while charging to prevent accidents such as electric shock, short circuit, or fire.
 - Store the product in a cool, dry place, away from direct sunlight and high temperatures or humidity, as these conditions can cause discoloration, breakdown, overheating, or even fire.

SAFETY

- If you are using a medical device, undergoing other treatments, or are pregnant, please consult your doctor before use.
- Stop using the product and consult a doctor or pharmacist if you experience any discomfort while using it.
- If the product is not functioning properly, immediately stop use and turn off the power to avoid injury or accidents.
- Keep the product out of reach of children to prevent accidental ingestion of parts or accessories.
- Always use the supplied USB charging cable to charge the product, and ensure it is connected properly. Using an incorrect cable may cause overheating or burning.
- Always turn off the power before charging to prevent malfunction, overheating, or burning.
- Turn off the power and disconnect the charging cable before cleaning the product.
- When unplugging the supplied USB charging cable, hold the connector and avoid pulling the cable. Stretching the cable can accelerate aging and lead to electric shocks, short circuits, or fires.
- Unplug the USB charging cable when not in use to prevent short circuits caused by dust or moisture, which could lead to electric leakage and fire.
- Clean the USB charging cable connector regularly to avoid dust buildup that could cause short circuits or fire.
- Always turn off the power after use.



Certificates



MADE IN CHINA