



QUICK START GUIDE

SIZE




INSTRUCTIONS FOR USE



- Before use, please rinse with clean water or shower gel, then wipe dry immediately;
- Apply the lubricant evenly to the product and the part to be inserted to avoid dryness pain;
- After using the product, please rinse the product with clean water or shower gel, then wipe immediately, dry and store in a coolplace.


FUNCTION



Product


Long press  for 2 seconds to turn the device on/off; The indicator light will illuminate when powered on.

In the powered-on state, short press  to enter vibrating and thrusting modes; short press  again to change the vibrating and thrusting frequencies.


Reset: When the device is off and the shaft is in the extended position, short press  to reset.




Remote control

In the powered-on state, short press ; the blue light will flash to indicate the remote controller is on.

To turn off the remote controller, long press  for 2 seconds.

In the powered-on state, short press  to switch between the 5 thrusting modes.

Short press  to switch between the 10 vibrating modes.

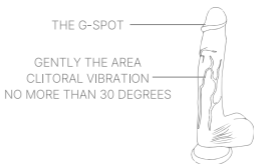
Long press  for 2 seconds; the blue light will flash to turn off the thrusting function.

HOW TO USE



SWING FUNCTION INSTRUCTIONS

- In the shutdown state, please press down on the vibration part of G-spot with your finger about 3cm downward. Then gently move it, making sure you do it gently, not more than 30 degrees. Finally, release your hand, the product will have an angle tilt, as shown.
- Turn on the telescopic function of the product, the product will enter the swing rotation mode.
- Press the telescopic button to switch different modes, a total of 5 frequencies can be switched.
- 4. Turn off the machine and gently straighten the product by hand to turn off the swing rotation function.



PRODUCT CLEANING

- After use, wash it with normal temperature water and shower gel.
- Wipe dry with a towel after washing and store in a ventilated, cool and dry place;
- Do not clean the button, prohibit any liquid from entering the button to avoid short circuit;
- At normal temperature, the product is generally full of electricity storage, away from high temperature and dirt. Keep out of direct sunlight.
- If not used for a long time, please keep at least once every three months to prevent battery aging.

FAULT INSTRUCTIONS

- When the machine can not be turned on, check whether there is no power, recharge it before use;
- After charging, it cannot be turned on, check whether the charging indicator is normal, and whether the charging cable is damaged;
- When the sense of vibration and swing rotation is weak, please recharge it before use;
- When the program fails, please shut down and restart



MADE IN CHINA