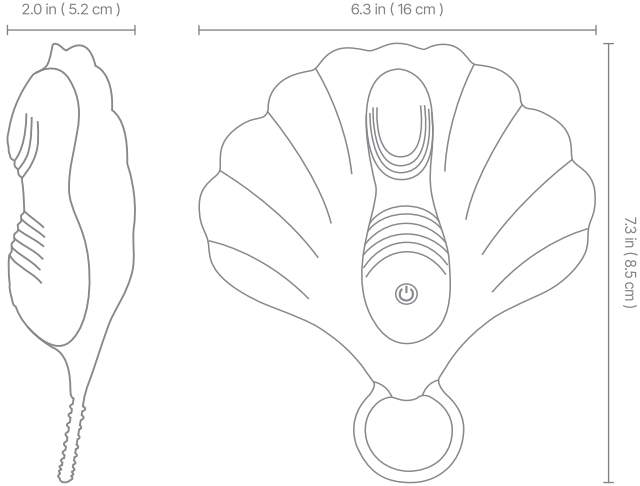


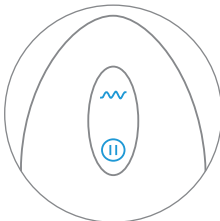
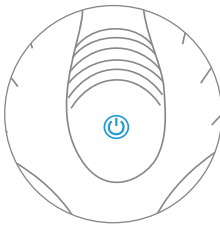


## QUICK START GUIDE

### SIZE



### FUNCTION



#### Turn ON/OFF:

Press and hold "⏻" button for 1.5 seconds.

#### Switch Vibration Settings:

Quickly press "⏻" button to switch.

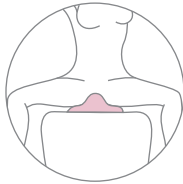
#### Remote Control Settings:

When the main unit enters the standby state press "⚡" to start the vibration frequency cycle, press "⏻" to pause the vibration.

## HOW TO USE



For him

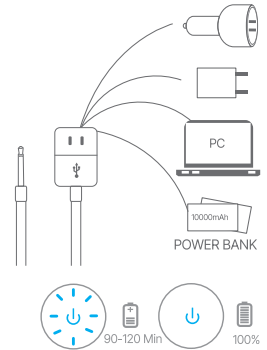
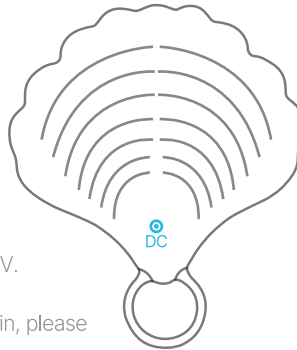


For her

## USB CHARGING

**\*WARNING: Please DO NOT use adaptor with ">5V" output**

- Connect the device to USB port to charge .
- Do not use the device while charging.
- Please connect with power adapter below 5V.
- Do not submerge under water.
- If the product is not charging while plugged in, please wait 10 minutes and try again.



## PRODUCT CLEANING

- Clean : Please wash product with toy cleaner or antibacterial soap and water.
- Dry : Pat or wipe dry with clean cloth or towel.
- Store : Keep toy in a cool, dry place.
- Attention : Never clean the toy with abrasive cleaners containing alcohol, gasoline or acetone. Avoid direct sunlight.

## SAFETY

- Do not use it at temperature over 167°F/75 °C
- Stop using the toy if any discomfort occurs
- Use with a water-pased lubricantDo not use if the product is damaged
- Keep out of reach of children.



MADE IN CHINA