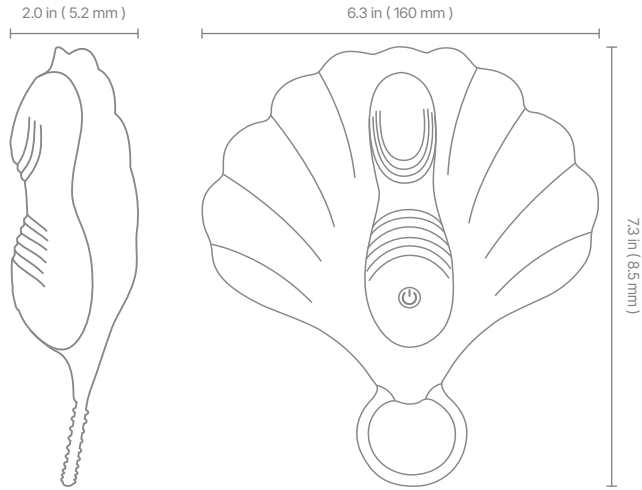


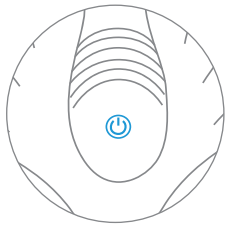


QUICK START GUIDE

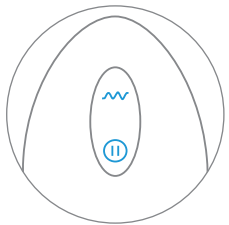
SIZE



FUNCTION



Turn ON/OFF:
Press and hold "⏻" button for 1.5 seconds.
Switch Vibration Settings:
Quickly press "⏻" button to switch.

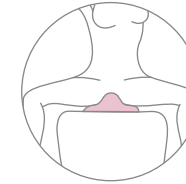


Remote Control Settings:
When the main unit enters the standby state
press "🌊" to start the vibration frequency cycle,
press "⏻" to pause the vibration.

HOW TO USE



For him

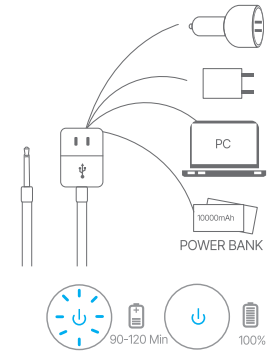
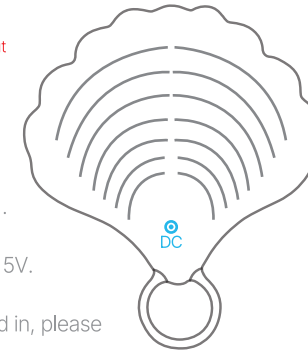


For her

USB CHARGING

***WARNING: Please DO NOT use adaptor with ">5V" output**

- Connect the device to USB port to charge .
- Do not use the device while charging.
- Please connect with power adaptor below 5V.
- Do not submerge under water.
- If the product is not charging while plugged in, please wait 10 minutes and try again.



PRODUCT CLEANING

- Clean : Please wash product with toy cleaner or antibacterial soap and water.
- Dry : Pat or wipe dry with clean cloth or towel.
- Store : Keep toy in a cool, dry place.
- Attention : Never clean the toy with abrasive cleaners containing alcohol, gasoline or acetone. Avoid direct sunlight.

SAFETY

- Do not use it at temperature over 167°F/75 °C
- Stop using the toy if any discomfort occurs
- Use with a water-pased lubricant Do not use if the product is damaged
- Keep out of reach of children.

